












Newport Citizen Survey

1. Do you live within the town limits of Newport?			
		Response Percent	Response Count
Yes...go to question 2		93.5%	330
No....go to question 3		6.5%	23
<i>answered question</i>			353
<i>skipped question</i>			1



2. If yes, do you live here more than 6 months a year?			
		Response Percent	Response Count
Yes		99.4%	324
No		0.6%	2
<i>answered question</i>			326
<i>skipped question</i>			28

3. Do you own or rent your place of residence?			
		Response Percent	Response Count
Own		92.3%	323
Rent		7.7%	27
<i>answered question</i>			350
<i>skipped question</i>			4








4. How many years have you had a residence in Newport?

		Response Percent	Response Count
Does not apply to me		1.7%	6
0 - 2 years		14.6%	51
3 - 5 years		12.0%	42
6 -10 years		14.0%	49
11 or more years		57.7%	202
		<i>answered question</i>	350
		<i>skipped question</i>	4

5. Are you retired?

		Response Percent	Response Count
Yes		39.2%	131
No		60.8%	203
		<i>answered question</i>	334
		<i>skipped question</i>	20

6. About how much was your household's total income before taxes in 2007?

		Response Percent	Response Count
Less than \$14,999		5.6%	18
\$15,000 to \$24,999		8.4%	27
\$25,000 to \$34,999		12.5%	40
\$35,000 to \$49,999		19.1%	61
\$50,000 to \$74,999		29.1%	93
\$75,000 to \$99,999		14.4%	46
\$100,000 or more		10.9%	35
		answered question	320
		skipped question	34

7. Please rate the following aspects of life in Newport?

	Excellent	Good	Fair	Poor	Response Count	
How would you rate Newport as a place to LIVE?	40.9% (142)	51.3% (178)	6.1% (21)	1.7% (6)	347	
How would you rate Newport as a place to RETIRE?	38.7% (133)	44.8% (154)	12.2% (42)	4.4% (15)	344	
How do you rate your overall QUALITY of LIFE in Newport?	33.9% (117)	53.6% (185)	10.1% (35)	2.3% (8)	345	
					answered question	348
					skipped question	6

8. What are the three biggest issues facing Newport? (Rank your first, second, and third choices)				
	First	Second	Third	Response Count
Growth	63.5% (141)	16.7% (37)	19.8% (44)	222
Traffic	27.8% (27)	45.4% (44)	26.8% (26)	97
Maintenance of streets	27.9% (36)	38.8% (50)	33.3% (43)	129
Water quality of Newport River	24.2% (15)	38.7% (24)	37.1% (23)	62
Water	29.8% (42)	44.7% (63)	25.5% (36)	141
Sewer	12.9% (11)	40.0% (34)	47.1% (40)	85
Stormwater	14.9% (10)	40.3% (27)	44.8% (30)	67
Parks and recreation needs	27.5% (36)	29.0% (38)	43.5% (57)	131
			Other (please specify)	80
			answered question	340
			skipped question	14

9. What top three characteristics do you like most about living in Newport? (Rank your first, second, and third choices)				
	First	Second	Third	Response Count
Small town feel	58.7% (162)	25.0% (69)	16.3% (45)	276
Overall image/reputation	22.7% (10)	29.5% (13)	47.7% (21)	44
Family and friends	31.3% (36)	40.9% (47)	27.8% (32)	115
Safety of community	23.8% (39)	49.4% (81)	26.8% (44)	164
Location	32.2% (66)	34.6% (71)	33.2% (68)	205
Parks and recreation	0.0% (0)	25.0% (2)	75.0% (6)	8
Cost of living	16.3% (17)	31.7% (33)	51.9% (54)	104
Sense of community	10.3% (9)	25.3% (22)	64.4% (56)	87
			Other (please specify)	9
			answered question	345
			skipped question	9

10. What are the three biggest things that the Town of Newport could do to improve your quality of life in Newport? (Rank your first, second, and third choices)

	First	Second	Third	Response Count
More parks and recreation facilities	40.4% (57)	24.1% (34)	35.5% (50)	141
More shopping/retail	32.3% (30)	34.4% (32)	33.3% (31)	93
More restaurants	26.8% (26)	43.3% (42)	29.9% (29)	97
Minimize tax increases	56.8% (121)	26.3% (56)	16.9% (36)	213
Water access to Newport River	4.9% (2)	41.5% (17)	53.7% (22)	41
Control/manage growth	37.7% (60)	36.5% (58)	25.8% (41)	159
Traffic (Volume/speed/safety)	14.5% (17)	47.9% (56)	37.6% (44)	117
Attract Outlet stores	8.9% (4)	26.7% (12)	64.4% (29)	45
Things are fine/no complaints	30.0% (9)	6.7% (2)	63.3% (19)	30
Don't know	50.0% (2)	25.0% (1)	25.0% (1)	4
			Other (please specify)	52
			answered question	348
			skipped question	6

11. RECREATION...To what degree, if at all, are the following problems in Newport:

	Don't know/No problem	Minor problem	Moderate problem	Major problem	Response Count
Availability of recreational facilities	26.6% (86)	24.5% (79)	28.2% (91)	20.7% (67)	323
Lack of a recreational department	31.6% (101)	22.5% (72)	22.8% (73)	23.1% (74)	320
Recreational programming	33.8% (105)	22.8% (71)	26.7% (83)	16.7% (52)	311
Organized sports	50.6% (157)	31.3% (97)	13.5% (42)	4.5% (14)	310
Variety of recreational facilities	30.5% (96)	19.0% (60)	26.0% (82)	24.4% (77)	315
Lack of Senior Center	35.6% (116)	16.3% (53)	24.2% (79)	23.9% (78)	326
Recreational opportunities for disabled persons	41.1% (131)	18.8% (60)	18.2% (58)	21.9% (70)	319
Indoor recreational facilities	25.2% (81)	18.0% (58)	29.8% (96)	27.0% (87)	322
Festival, carnivals, outdoor exhibits	54.9% (174)	27.4% (87)	12.3% (39)	5.4% (17)	317
Maintenance and upkeep of recreational facilities, parks	52.2% (166)	24.8% (79)	15.4% (49)	7.5% (24)	318
	answered question				344
	skipped question				10

12. ROADS...To what degree, if at all, are the following problems in Newport:

	Don't know/No problem	Minor problem	Moderate problem	Major problem	Response Count
Traffic VOLUME on Hwy 70	30.0% (100)	26.4% (88)	25.2% (84)	18.3% (61)	333
Traffic SPEED on Hwy 70	37.8% (125)	23.3% (77)	20.8% (69)	18.1% (60)	331
UPKEEP of streets in town	24.2% (81)	31.9% (107)	21.5% (72)	22.4% (75)	335
Traffic VOLUME on town streets	37.0% (124)	33.1% (111)	20.6% (69)	9.3% (31)	335
Traffic SPEEDS on town streets	30.5% (104)	31.7% (108)	18.2% (62)	19.6% (67)	341
	answered question				348
	skipped question				6

13. SAFETY...To what degree, if at all, are the following problems in Newport:

	Don't know/No problem	Minor problem	Moderate problem	Major problem	Response Count
Enforcement of traffic laws	58.4% (195)	25.7% (86)	11.1% (37)	4.8% (16)	334
Vandalism/graffiti	41.8% (141)	34.4% (116)	17.8% (60)	5.9% (20)	337
Theft	36.3% (122)	33.9% (114)	20.8% (70)	8.9% (30)	336
Drugs	25.7% (87)	14.8% (50)	32.2% (109)	27.2% (92)	338
Scams	58.9% (192)	25.8% (84)	11.0% (36)	4.3% (14)	326
Domestic violence	56.7% (186)	23.5% (77)	14.6% (48)	5.2% (17)	328
Law enforcement response time	65.2% (217)	23.7% (79)	8.1% (27)	3.0% (10)	333
Attitude of enforcement personnel	71.1% (234)	16.1% (53)	7.9% (26)	4.9% (16)	329
Crime prevention	57.2% (190)	25.6% (85)	12.3% (41)	4.8% (16)	332
Disaster preparedness	67.3% (224)	21.9% (73)	8.7% (29)	2.1% (7)	333
EMS response time	80.1% (266)	14.8% (49)	3.6% (12)	1.5% (5)	332
Fire response time	80.2% (264)	14.6% (48)	3.3% (11)	1.8% (6)	329
Animal control	49.9% (169)	22.1% (75)	12.4% (42)	15.6% (53)	339
	<i>answered question</i>				346
	<i>skipped question</i>				8

14. ENVIRONMENT...To what degree, if at all, are the following problems in Newport:

	Don't know/No problem	Minor problem	Moderate problem	Major problem	Response Count
Water quality of Newport River	41.0% (136)	23.2% (77)	24.1% (80)	11.7% (39)	332
Stormwater runoff	32.3% (108)	23.7% (79)	25.7% (86)	18.3% (61)	334
Litter	28.9% (96)	41.9% (139)	19.9% (66)	9.3% (31)	332
Recycling program	59.0% (193)	20.5% (67)	13.5% (44)	7.0% (23)	327
Curbside pick up of old appliances, furniture, etc.	58.2% (191)	19.5% (64)	11.0% (36)	11.3% (37)	328
Garbage pick up service	75.8% (250)	16.4% (54)	5.2% (17)	2.7% (9)	330
Leaf and limb pick up service	78.0% (256)	15.9% (52)	4.9% (16)	1.2% (4)	328
Community appearance on Hwy 70	57.6% (190)	30.6% (101)	8.8% (29)	3.0% (10)	330
Community appearance overall	52.9% (175)	31.1% (103)	10.9% (36)	5.1% (17)	331
Noise	53.0% (174)	31.7% (104)	11.9% (39)	3.4% (11)	328
Concern for environment by town	61.8% (202)	24.8% (81)	7.6% (25)	5.8% (19)	327
	answered question				344
	skipped question				10

15. WATER/SEWER...To what degree, if at all, are the following problems in Newport:

	Don't know/No problem	Minor problem	Moderate problem	Major problem	Response Count
Service from water department	78.8% (264)	15.8% (53)	2.7% (9)	2.7% (9)	335
Quality of tap water (taste, smell)	45.5% (155)	27.6% (94)	16.1% (55)	10.9% (37)	341
Water pressure	69.3% (233)	18.5% (62)	8.3% (28)	3.9% (13)	336
Service from sewer department	80.7% (268)	13.3% (44)	3.9% (13)	2.1% (7)	332
Stormwater system	51.0% (171)	22.1% (74)	12.8% (43)	14.0% (47)	335
	answered question				344
	skipped question				10

16. GENERAL...To what degree are the following problems in Newport:

	Don't know/No problem	Minor problem	Moderate problem	Major problem	Response Count
Management of growth and development	31.8% (105)	24.5% (81)	28.2% (93)	15.5% (51)	330
Cost to live in town	37.3% (123)	32.4% (107)	21.5% (71)	8.8% (29)	330
Adequacy of town ordinances	55.1% (178)	26.0% (84)	12.7% (41)	6.2% (20)	323
Town becoming a retirement community	63.0% (208)	22.4% (74)	9.7% (32)	4.8% (16)	330
Hour/days operation of town hall	86.3% (283)	11.6% (38)	2.1% (7)	0.0% (0)	328
Building permits and inspections	82.2% (272)	10.9% (36)	3.3% (11)	3.6% (12)	331
Communicating with citizens	70.6% (231)	20.2% (66)	6.4% (21)	2.8% (9)	327
Town website	82.4% (263)	11.3% (36)	3.4% (11)	2.8% (9)	319
Code enforcement	79.1% (254)	11.5% (37)	6.2% (20)	3.1% (10)	321
Handling citizen complaints	70.6% (230)	17.5% (57)	8.0% (26)	4.0% (13)	326
Working with citizens to solve issues	72.2% (234)	15.7% (51)	7.4% (24)	4.6% (15)	324
Overall town services	68.2% (223)	25.1% (82)	5.8% (19)	0.9% (3)	327
	<i>answered question</i>				336
	<i>skipped question</i>				18

17. In the last 12 months, about how many times, if ever, have you or other household members participate in the following things?					
	Never	Once or twice	Three to 12 times	13 or more	Response Count
Attended a town council meeting	67.9% (224)	22.4% (74)	8.5% (28)	1.2% (4)	330
Attended a public meeting about town matters	67.7% (222)	25.3% (83)	5.5% (18)	1.5% (5)	328
Contacted a member of the town council	54.8% (181)	27.6% (91)	13.9% (46)	3.6% (12)	330
Contacted a town employee	34.1% (113)	41.1% (136)	20.8% (69)	3.9% (13)	331
Visited town hall	17.8% (59)	32.5% (108)	36.7% (122)	13.0% (43)	332
Visited the town's website	59.0% (193)	22.0% (72)	16.2% (53)	2.8% (9)	327
Sent an email to the town or to one of the Council Members	89.9% (294)	6.1% (20)	2.8% (9)	1.2% (4)	327
Received an email from the town or from a Council Member	89.3% (293)	6.1% (20)	3.7% (12)	0.9% (3)	328
	answered question				338
	skipped question				16

18. If you have had contact with the town staff in the last 12 months, what was your impression of the Town of Newport in your most recent contact?					
	Poor	Fair	Good	Excellent	Response Count
Knowledge	1.9% (5)	14.7% (38)	50.6% (131)	32.8% (85)	259
Responsiveness	4.7% (12)	12.4% (32)	43.8% (113)	39.1% (101)	258
Courtesy	3.1% (8)	6.9% (18)	40.2% (104)	49.8% (129)	259
Overall impression	1.9% (5)	10.5% (27)	46.1% (119)	41.5% (107)	258
	Place an X here if no contact				66
	answered question				261
	skipped question				93

19. Overall performance of Town government					
	Poor	Fair	Good	Excellent	Response Count
General administration and management	2.9% (9)	18.2% (56)	60.7% (187)	18.2% (56)	308
The Town Council	3.6% (11)	24.3% (75)	55.0% (170)	17.2% (53)	309
	<i>answered question</i>				312
	<i>skipped question</i>				42

20. Please rate the following statements by checking the box that most closely represents your opinion.							
	Don't know	Strongly agree	Agree	Neutral	Disagree	Strongly disagree	Response Count
I am pleased with the overall direction the town is taking.	10.7% (35)	6.1% (20)	45.1% (147)	29.4% (96)	7.4% (24)	1.2% (4)	326
I am pleased with the direction the town is taking with regard to its concern for the environment.	15.9% (51)	7.8% (25)	41.1% (132)	27.1% (87)	6.2% (20)	1.9% (6)	321
I am pleased with the direction that the town is taking with regard to recreation and parks.	12.3% (40)	7.4% (24)	35.1% (114)	22.5% (73)	17.2% (56)	5.5% (18)	325
I am pleased with the direction that the town is taking with regard to services.	9.9% (32)	7.4% (24)	46.9% (152)	27.2% (88)	7.4% (24)	1.2% (4)	324
Most of Newport's elected officials care about what people like me think.	12.1% (40)	14.8% (49)	38.7% (128)	23.0% (76)	8.8% (29)	2.7% (9)	331
Newport's local government is run for the benefit of all the people.	9.4% (31)	13.4% (44)	40.7% (134)	23.7% (78)	10.0% (33)	2.7% (9)	329
Newport's town government welcomes citizen involvement.	12.5% (41)	14.0% (46)	46.2% (152)	21.9% (72)	4.9% (16)	0.6% (2)	329
Local tax dollars are being spent wisely.	21.0% (69)	7.0% (23)	26.7% (88)	30.1% (99)	11.6% (38)	3.6% (12)	329
I recommend Newport's town government as an example of how to provide local government services.	15.5% (50)	7.1% (23)	31.7% (102)	36.3% (117)	6.5% (21)	2.8% (9)	322
The media coverage concerning the	20.7%		34.7%	32.2%			

town is accurately reported.	(67)		(112)	(104)			
I am pleased that Newport is becoming a retirement community.	8.3% (27)	10.8% (35)	26.5% (86)	35.2% (114)	12.3% (40)	6.8% (22)	324
<i>answered question</i>							332
<i>skipped question</i>							22

21. How informed do you consider yourself about local government issues and operations of the Town of Newport?								
							Response Percent	Response Count
Very informed							8.7%	28
Moderately informed							43.5%	140
Slightly informed							30.1%	97
Not well informed							17.7%	57
<i>answered question</i>								322
<i>skipped question</i>								32

22. Where do you get most of your information about the town of Newport (check only one)?								
							Response Percent	Response Count
Television							2.8%	9
Radio							0.0%	0
The Gam							2.2%	7
The Newport Voice							43.0%	136
The Carteret News Times							24.7%	78
The Jacksonville Daily News							0.3%	1
Town website							1.9%	6
Emails from town or council member							0.6%	2
Attending local government meetings							3.5%	11
Neighborhood organizations							1.6%	5

Word of mouth	<input type="checkbox"/>	15.2%	48
Don't know	<input type="checkbox"/>	0.9%	3
Other (please specify)	<input type="checkbox"/>	3.2%	10
answered question			316
skipped question			38

23. Please indicate how you feel about growth in the town over the next 10 to 20 years.						
	Decrease greatly	Decrease some	No change	Increase some	Increase greatly	Response Count
Residential growth...single family	3.1% (10)	7.8% (25)	24.0% (77)	48.6% (156)	16.5% (53)	321
Residential growth...multi-family	18.3% (58)	14.8% (47)	30.9% (98)	28.7% (91)	7.3% (23)	317
Commercial growth	5.3% (17)	6.3% (20)	17.8% (57)	48.8% (156)	21.9% (70)	320
Industrial growth	10.8% (34)	8.5% (27)	30.4% (96)	35.8% (113)	14.6% (46)	316
answered question						324
skipped question						30

24. Please indicate how important, if at all, each of the following is to you.

	Don't know/No opinion/Not important	Somewhat important	Very important	Essential	Response Count
Additional recreational facilities	19.5% (66)	30.7% (104)	24.8% (84)	25.1% (85)	339
A senior activity center	24.1% (83)	31.7% (109)	27.9% (96)	16.3% (56)	344
Additional shopping opportunities	24.0% (81)	32.2% (109)	26.6% (90)	17.2% (58)	338
Additional restaurants	25.4% (86)	34.0% (115)	21.9% (74)	18.6% (63)	338
Bike trails/paths	19.9% (67)	22.6% (76)	31.5% (106)	25.9% (87)	336
Walking trails	17.0% (57)	21.7% (73)	32.7% (110)	28.6% (96)	336
Nature observing areas	26.3% (86)	30.9% (101)	24.8% (81)	18.0% (59)	327
More sidewalks	14.7% (50)	24.8% (84)	29.8% (101)	30.7% (104)	339
Medical facilities	17.3% (59)	35.8% (122)	29.9% (102)	17.0% (58)	341
Maintain tax rate	7.6% (26)	15.8% (54)	29.5% (101)	47.1% (161)	342
Increase town governmental services	26.4% (88)	39.0% (130)	23.1% (77)	11.4% (38)	333
	<i>answered question</i>				351
	<i>skipped question</i>				3

25. Please use this section to make a comment on the questions we asked or did not ask on this survey.

	Response Count
	160
	<i>answered question</i>
	160
	<i>skipped question</i>
	194

26. If you would like to be added to an email group to receive updates on the town via email, please enter your email address here:

		Response Count
		79
	<i>answered question</i>	79
	<i>skipped question</i>	275